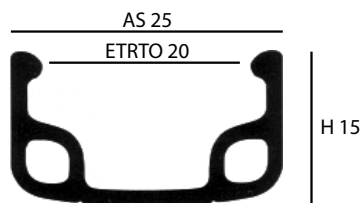


RIGEL 25

LINEA CERCHI CAMERA SEMPLICE
SIMPLE WALL RIMS SERIES



Colori disponibili / Available colors
• Alluminio naturale / Natural aluminium.

Utilizzo / Usage

• Cerchi per biciclette TOURING

Dimensioni e peso / Weight and dimensions

Modello Model	Dimensioni Dimensions	Nr. Fori Holes Nr.	Circonferenza (mm) Circumference (mm)	Peso (gr) Weight (gr)
SPORT 24 x 1 ³ / ₈	DIN 540 x 25	36	1.695	460
OLANDA 26 x 1 ³ / ₈	DIN 590 x 25	36	1.854	490
SPORT 28 x 1 ⁵ / ₈	DIN 622 x 25	36	1.956	530

Caratteristiche tecniche

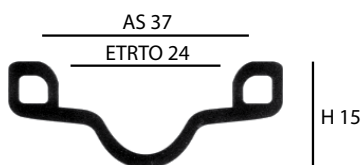
• Cerchio a camera semplice.

Technical characteristics

• Simple wall rim.

HALLEY

LINEA CERCHI CAMERA SEMPLICE
SIMPLE WALL RIMS SERIES



Colori disponibili / Available colors
• Alluminio naturale / Natural aluminium.

Utilizzo / Usage

• Cerchi per biciclette TOURING

Dimensioni e peso / Weight and dimensions

Modello Model	Dimensioni Dimensions	Nr. Fori Holes Nr.	Circonferenza (mm) Circumference (mm)	Peso (gr) Weight (gr)
ERRE 26 x 1 ³ / ₈	DIN 590 x 37	36	1.854	620
ERRE 28 x 1 ⁵ / ₈	DIN 622 x 37	36	1.956	655

Caratteristiche tecniche

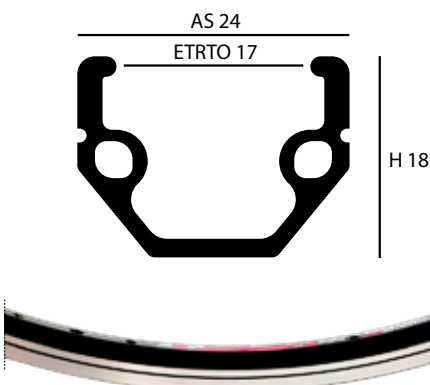
• Cerchio a camera semplice.

Technical characteristics

• Simple wall rim.

VEGA

LINEA CERCHI DOPPIA CAMERA
DOUBLE WALL RIMS SERIES



Utilizzo / Usage

• MTB
• TOURING

Dimensioni e peso / Weight and dimensions

Modello Model	Dimensioni Dimensions	Nr. Fori Holes Nr.	Circonferenza (mm) Circumference (mm)	Peso (gr) Weight (gr)
MTB 20 x 1,75	DIN 405 x 24	28 - 36 - 20 (XT2)	1.274	400
MTB 24 x 1,75	DIN 507 x 24	36 - 28 (XT2)	1.598	500
MTB 26 x 1,75	DIN 559 x 24	36 - 28 (XT2)	1.755	540
OLANDA 26 x 1 ³ / ₈	DIN 590 x 24	36 - 28 (XT2)	1.854	570
SPORT 28 x 1 ⁵ / ₈	DIN 622 x 24	36 - 28 (XT2 o XT4)	1.956	600

Caratteristiche tecniche

• Cerchio a camera semplice speciale.
• DTS System (fianchi torniti al diamante).
• UCS (sistema di controllo usura del cerchio).

Technical characteristics

• Special simple wall rim.
• DTS System (Diamond Turned Side).
• UCS (Usury Control System).